

## **CHAPEL HILL MATH CIRCLE EXIT TICKET:**

### **September 13, 2025: Pascal's Triangle**

Please remove this sheet, complete it, and return it before the end of our session.

- Did you find today's topic interesting?
- Was the this topic appropriately challenging relative to your background? That is, was the topic neither too elementary nor inaccessibly advanced?
- How could we improve this worksheet for future sessions?
- What did you enjoy about today's topic?
- What did you find particularly challenging?
- Was there anything you thought was too difficult?
- Was there anything you thought was too easy?
- Are there any topics you would be interested in seeing us cover in the future?



# Pascal's Triangle

## Abstract

*Pascal's Triangle* is a mathematical object that is simple to describe by a recursive definition, but that simplicity belies enormous richness and wide applicability of its structure. In this session, we shall introduce Pascal's Triangle, explore some of these properties, and present connections to branches of mathematics from combinatorics to geometry.

*Background needed:* Prerequisites include basic algebra. Familiarity with *mathematical induction* will be helpful, especially to produce rigorous proofs for some of the exercises.

*Note:* Like most Chapel Hill Math Circle worksheets, this document shall be archived at [chapelhillmathcircle.org](http://chapelhillmathcircle.org). You can presently find CHMC's archives—and for all groups' worksheets, not just those for the advanced group—by navigating to the “Calendar” tab or page, selecting the relevant academic term, then finding the clickable links for each worksheet (where available). Blue text in this document, including in the References, typically provides a clickable link to an external website.

## Contents

<b>0 Warmup</b>	<b>2</b>
<b>1 Introducing Pascal's Triangle</b>	<b>3</b>
1.1 Discussion	3
1.2 Exercises	4
<b>2 Computations and Identities in Pascal's Triangle</b>	<b>8</b>
2.1 Discussion	8
2.2 Exercises	9
<b>3 Pascal's Triangle and Combinatorics</b>	<b>11</b>
3.1 Discussion	11
3.2 Exercises	12
<b>4 The Binomial Theorem</b>	<b>14</b>
4.1 Discussion	14
4.2 Exercises	15
<b>5 Number Theory and Fractal Patterns in Pascal's Triangle</b>	<b>16</b>
5.1 Discussion	16
5.2 Exercises	16

6 Variants and Generalizations of Pascal's Triangle18

6.1 Discussion . . . . .18

6.2 Exercises . . . . .18

0 Warmup

As prerequisites for this session, it will help to answer the following first. You do *not* need to know these answers already, and many questions will be revisited later in the worksheet.

**Very Important:** Since Chapel Hill Math Circle meets only every two weeks during the academic year, one of my goals in writing this worksheet is to include plenty for you to explore between now and our next session. In particular, *I do not expect anyone—including the volunteers, and including myself!—to complete this worksheet in a mere 90 minute session.* This worksheet is intended to be more a marathon than a sprint. If you find yourself getting stuck on one problem or section, feel free to move to another.

Conversely, this worksheet is hardly an exhaustive presentation of this topic, either. Pascal's Triangle has *so many properties* that it would be impossible, even in principle, to catalog even just those already discovered.

- 0.1 Let  $n$  be a nonnegative integer. What is  $n!$ , read as *n factorial*?
- 0.2 What is *mathematical induction*?  

Note: Familiarity with mathematical induction will not be strictly necessary for this session, but it may be a useful method for providing rigorous proofs as solutions to some of the exercises below.
- 0.3 What are the *triangular numbers*? Can you explain why they called “triangular”?



In other words, Pascal's Triangle has

- 1 at its top vertex,
- 1s at the outer edges of each row, and
- every other term is the sum of the two terms immediately above it.

As an example, the middle entry in row 6 is the sum of the two entries immediately above it, 10 (above and to the right) and 10 (above and to the left). Therefore, this entry is  $10 + 10 = 20$ .

Using the  $n$  choose  $k$  notation, the entries of first few rows of Pascal's Triangle are denoted as below:

$$\begin{array}{ccccccc}
 & & & & \binom{0}{0} & & \\
 & & & \binom{1}{0} & & \binom{1}{1} & \\
 & & \binom{2}{0} & & \binom{2}{1} & & \binom{2}{2} \\
 & \binom{3}{0} & & \binom{3}{1} & & \binom{3}{2} & \binom{3}{3} \\
 \binom{4}{0} & & \binom{4}{1} & & \binom{4}{2} & & \binom{4}{3} & \binom{4}{4}
 \end{array}$$

## 1.2 Exercises

1.2.1 Using the definition of Pascal's Triangle, what are the entries in row 7? What about row 8?

1.2.2 Note that in each row, the entries are identical whether we read right-to-left or left-to-right. Explain why every row is symmetric with respect to its center, not simply these early example rows.


1.2.3 What is the sum of all the entries in row 0? The sum over row 1,  $1 + 1$ ? Row 2, where the sum is  $1 + 2 + 1$ ? Row 3? If  $n$  is a nonnegative integer, what do you expect will be the sum of all the entries in row  $n$ ?

Next consider the *alternating sums* of the entries in these first few rows, where we alternate between adding and subtracting consecutive terms: 1 for row 0,  $1 - 1$  for row 1,  $1 - 2 + 1$  in row 2, and  $1 - 3 + 3 - 1$  for row 3. What are these respective sums? Can you provide a conjecture what the alternating sum is for the entries in row  $n$  in general?

1.2.4 Compute the values  $11^0 = 1$ ,  $11^1 = 11$ ,  $11^2$ ,  $11^3$ , and  $11^4$ . Compare these values to what we see in the entries through row 4. Does this continue when considering  $11^5$ ?

1.2.5 Consider the entries in the third diagonal of Pascal's Triangle:  $\binom{2}{2} = 1$ ,  $\binom{3}{2} = 3$ ,  $\binom{4}{2} = 6$ ,  $\binom{5}{2} = 10$ ,  $\binom{6}{2} = 15$ ,  $\binom{7}{2} = 21$ , .... Can you explain what this sequence represents?

1.2.6 Consider the following color-coded portion of Pascal's Triangle:



- (a) Verify that the sum of the blue numbers is equal to the red number:  $1 + 2 + 3 + 4 = 10$ .
- (b) Verify that the sum of the orange numbers is equal to the green number:  $1 + 4 + 10 = 15$ .
- (c) Without simply computing the sums in Exercises #1.2.6(a)–1.2.6(b), use Pascal's Rule (Equation (1.1.4)) to verify these equations.

(d) Let  $n, k$  be nonnegative integers with  $k \leq n$ . Prove the *Hockey-Stick Identity*:<sup>3</sup>

$$\binom{k}{k} + \binom{k+1}{k} + \cdots + \binom{n}{k} = \binom{n+1}{k+1}. \quad (1.2.1)$$

*Remark.* Exercises #1.2.6(a) and 1.2.6(b) are, respectively, the special cases of the Hockey-Stick Identity for the cases  $n = 4, k = 1$  and  $n = 5, k = 3$ , respectively. Note that by the symmetry of Pascal's Triangle, we can also have our diagonal sum arise from the leftmost diagonal rather than the rightmost one, providing a counterpart to Equation 1.2.1:

$$\binom{n-k}{0} + \binom{n-k+1}{1} + \binom{n-k+2}{2} + \cdots + \binom{n}{k} = \binom{n+1}{k+1} \quad (1.2.2)$$

1.2.7 Consider the diagonals of Pascal's Triangle:

diagonal #0 : 1, 1, 1, 1, 1, 1, ...

diagonal #1 : 1, 2, 3, 4, 5, 6, 7, ...

diagonal #2 : 1, 3, 6, 10, 15, 21, 28, ...

diagonal #3 : 1, 4, 10, 20, 35, 56, 84, ...

diagonal #4 : 1, 5, 15, 35, 70, 126, 210, ...

Using the Hockey-Stick Theorem, explain why diagonal #2 is the sequence of triangular numbers. (For context, recall Exercise 0.3.) Deduce that diagonal #3 is the sequence of *tetrahedral numbers*, where the  $n$ th tetrahedral number is defined to be the sum of the first  $n$  triangular numbers.

More generally, show that collection of these diagonal sequences give the *figurate numbers* of every order. If, for example, the triangular numbers ( $T_n$ ) are the figurate numbers of order 2, with  $T_n := 1 + 2 + \cdots + n$ , then the tetrahedral numbers ( $\mathcal{T}_n$ ) are the figurate numbers of order 3, where  $\mathcal{T}_n := T_1 + T_2 + \cdots + T_n$ , the sum of the first  $n$  triangular numbers. In general, the  $n$ th figurate number of order  $k$  is the sum of the first  $n$  figurate numbers of order  $k - 1$ .

---

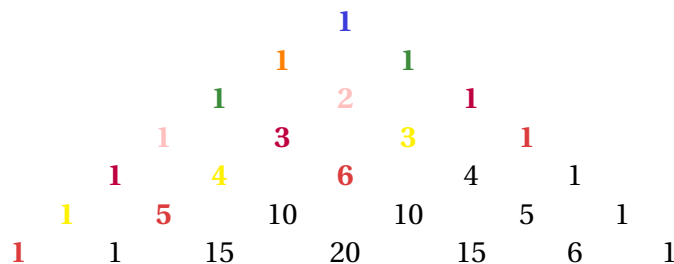
<sup>3</sup>This gets its athletic name by locating each of the above elements in Pascal's Triangle. The resulting shape resembles a hockey stick.

1.2.8 Let  $x, y$  be indeterminates. Verify that

$$(x + y)^2 = x^2 + 2xy + y^2. \quad (1.2.3)$$

Using (1.2.3), or some other way, expand  $(x + y)^3$  and  $(x + y)^4$ . How do your answers compare to what we see in Definition 1.1.1 for Pascal's Triangle? Form a conjecture for how to compute  $(x + y)^4$ ,  $(x + y)^5$ , and more generally,  $(x + y)^n$  for every positive integer  $n$ .

1.2.9 In this exercise, we shall take sums in Pascal's Triangle along certain flattened diagonals (and with apologies to anyone with color blindness):



Then for these indicated flattened diagonals, we have

$$\begin{aligned} \begin{pmatrix} 0 \\ 0 \end{pmatrix} &= 1 = \boxed{1}; \\ \begin{pmatrix} 1 \\ 0 \end{pmatrix} &= 1 = \boxed{1}; \\ \begin{pmatrix} 2 \\ 0 \end{pmatrix} + \begin{pmatrix} 1 \\ 1 \end{pmatrix} &= 1 + 1 = \boxed{2}; \\ \begin{pmatrix} 3 \\ 0 \end{pmatrix} + \begin{pmatrix} 2 \\ 1 \end{pmatrix} &= 1 + 2 = \boxed{3}. \end{aligned}$$

Compute the next indicated sums for the purple, yellow, and red flattened diagonals.

Note that

green = blue + orange, and  
pink = orange + green.

Prove that we also have

$$\begin{aligned}\text{purple} &= \text{pink} + \text{green}, \\ \text{yellow} &= \text{purple} + \text{pink}, \text{ and} \\ \text{red} &= \text{yellow} + \text{purple}.\end{aligned}$$

Finally prove in general that beginning with flattened diagonal #3 (starting our count with #1), every sum is the sum of the previous two flattened diagonal sums.

*Remark.* Implicitly, I am asking you to prove that the sequence of sums over the flattened diagonals forms the *Fibonacci Sequence*. The Fibonacci Sequence ( $F_n$ ) is defined with initial terms  $F_1 := 1$  and  $F_2 := 1$ , with recurrence relation  $F_n := F_{n-1} + F_{n-2}$  for all  $n \geq 3$ . Further, the Fibonacci Sequence has been a topic for Chapel Hill Math Circle's advanced group, most recently on both February 11 and February 25, 2023.

## 2 Computations and Identities in Pascal's Triangle

### 2.1 Discussion

In Section 1, we presented a definition of Pascal's Triangle, where for all  $n \geq 0$ , the entries in row  $n + 1$  are defined recursively in terms of those in row  $n$ . Our goal in this section is to produce a more direct way of computing the entries  $\binom{n}{k}$  of Pascal's Triangle, without having to compute the entries  $\binom{n-1}{k-1}$  and  $\binom{n-1}{k}$  beforehand. To begin, we must first provide an answer to Exercise #0.1 by defining  $n$  factorial:

**Definition 2.1.1.** Let  $n$  be a nonnegative integer. Then  $n$  factorial, denoted  $n!$ , is defined as

$$n! := \begin{cases} 1, & \text{if } n = 0 \\ 1 \cdot 2 \cdots (n-1) \cdot n, & \text{otherwise.} \end{cases} \quad (2.1.1)$$

That is, when  $n$  is a positive integer,  $n!$  is the product of the first  $n$  positive integers, and  $0!$  is defined to be 1 as a special case. The first few factorials are  $0! = 1$ ,  $1! = 1$ ,  $2! = 2$ ,  $3! = 6$ ,  $4! = 24$ ,  $5! = 120$ , and  $6! = 720$ . Note that the sequence of factorial grows very rapidly!

Having defined  $n!$ , our goal for this section is to prove the following identity, after which we shall find applications for this formula:

**Theorem 2.1.2.** Let  $n$  be a nonnegative integer. If  $k$  is an integer such that  $0 \leq k \leq n$ , then the  $k$ th entry (starting from  $k = 0$ ) in row  $n$  (starting from  $n = 0$ ) in Pascal's Triangle,  $\binom{n}{k}$ , is given by the formula

$$\binom{n}{k} = \frac{n!}{k! \cdot (n-k)!}. \quad (2.1.2)$$

**Example 2.1.3.** From row 6 of Pascal's Triangle as given in Definition 1.1.1, we have that  $\binom{6}{2} = 15$ . Furthermore, we have

$$\begin{aligned} \frac{6!}{2! \cdot (6-2)!} &= \frac{6!}{2! \cdot 4!} \\ &= \frac{1 \cdot 2 \cdot 3 \cdot 4 \cdot 5 \cdot 6}{(1 \cdot 2) \cdot (1 \cdot 2 \cdot 3 \cdot 4)} \\ &= \frac{5 \cdot 6}{1 \cdot 2}, \text{ cancelling the common factor } 4! = 1 \cdot 2 \cdot 3 \cdot 4 \\ &= \frac{30}{2} \\ &= 15, \end{aligned}$$

verifying that this formula is correct for this particular entry.

*Remark.* Note that in the computations for Example 2.1.3, we didn't need to compute either  $6!$  or  $4!$  directly. This method of cancelling lots of common factors in the numerator and denominator of  $\frac{n!}{k! \cdot (n-k)!}$  will be extremely helpful for computing the right-hand side of (2.1.2) for given values of  $n$  and  $k$ .

## 2.2 Exercises

2.2.1 Verify Equation (2.1.2) holds for  $n = 4$ ,  $k = 2$

2.2.2 Verify Equation (2.1.2) holds for  $n = 6$ ,  $k = 3$

2.2.3 In Definition 1.1.1, we began with the initial conditions  $\binom{0}{0} := 1$ , and for every positive integer  $n$ ,  $\binom{n}{0} = 1$ , and  $\binom{n}{n} = 1$ . Prove that for every nonnegative integer  $n$ ,

$$\frac{n!}{0! \cdot (n-0)!} = 1, \text{ and} \quad (2.2.1)$$

$$\frac{n!}{n! \cdot (n-n)!} = 1.. \quad (2.2.2)$$

In other words, for every  $n$ , Equation 2.1.2 holds for the specific cases  $k = 0$  and  $k = n$ .

2.2.4 Let  $n, k$  be nonnegative integers with  $k \leq n - 1$ . Prove that

$$\frac{(n+1)!}{k! \cdot [(n+1) - k]!} = \frac{n!}{k! \cdot (n - k)!} + \frac{n!}{(k-1)! \cdot [n - (k-1)]!}. \quad (2.2.3)$$

That is, verify that our formula  $\frac{n!}{k! \cdot (n-k)!}$  also satisfies satisfies Pascal's Rule, Equation (1.1.4), in the sense that the “bottom” term  $\frac{(n+1)!}{k! \cdot [(n+1) - k]!}$  is the sum of the two terms immediately “above” it.

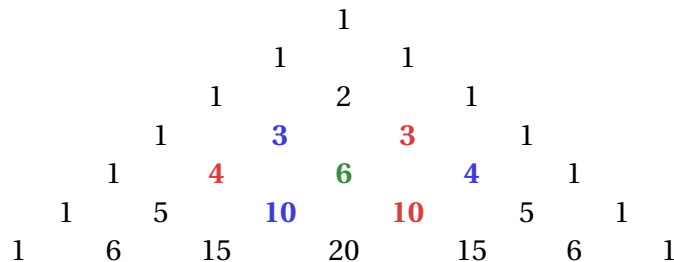
2.2.5 Using the result of Exercises #2.2.3–2.2.4, prove that for all nonnegative integers  $n, k$  with  $k \leq n$ ,

$$\binom{n}{k} = \frac{n!}{k! \cdot (n - k)!}. \quad (2.2.4)$$

2.2.6 Compute  $\binom{12}{5}$ .

2.2.7 In diagonal #2, the diagonal of triangular numbers, prove that the sum of two adjacent terms is a perfect square. For example, we have  $1 + 3 = 4 = 2^2$ ,  $3 + 6 = 9 = 3^2$ ,  $6 + 10 = 16 = 4^2$ ,  $10 + 15 = 25 = 5^2$ , etc.

2.2.8 Choose an entry in Pascal's Triangle not lying on the edge. This term will be surrounded by six adjacent neighbors forming a hexagon. For example, in row 4, take the entry  $\binom{4}{2} = 6$ . This is surrounded by the neighboring entries  $\binom{3}{1} = 3$  (above and left),  $\binom{3}{2} = 3$  (above and to right),  $\binom{4}{3} = 4$  (immediate right),  $\binom{5}{3} = 10$  (below and right),  $\binom{5}{2} = 10$  (below and left), and  $\binom{4}{1} = 4$  (immediate left).



Starting with  $\binom{3}{1}$ , take every other vertex on the hexagon, and take the product of these blue entries:  $3 \cdot 4 \cdot 10 = 120$ . Similarly, take the remaining red entries:  $3 \cdot 10 \cdot 4 = 120$ . In this case, these products are equal.

Prove that this identity holds in general: for an entry in the interior of the triangle, the respective products of the blue entries and of the red entries are always equal.

**2.2.9 Potentially Challenging:**<sup>4</sup> Let  $P_n$  denote the product of the terms in row  $n$  of Pascal's Triangle:

$$P_n := \binom{n}{0} \cdot \binom{n}{1} \cdots \binom{n}{n}. \quad (2.2.5)$$

Prove that

$$\frac{P_{n+1} \cdot P_{n-1}}{P_n^2} = \left(1 + \frac{1}{n}\right)^n. \quad (2.2.6)$$

Conclude that

$$\lim_{n \rightarrow \infty} \frac{P_{n+1} \cdot P_{n-1}}{P_n^2} = e. \quad (2.2.7)$$

*Note:* This exercise is taken from [3].

## 3 Pascal's Triangle and Combinatorics

### 3.1 Discussion

One important application of Pascal's Triangle is that its entries count certain fundamental quantities in *combinatorics*, a branch of math focused on counting numbers of certain

<sup>4</sup>I label this potentially challenging because this problem requires familiarity with the number  $e = 2.71828\dots$ , which is typically defined as the *limit* of a particular sequence:  $e := \lim_{n \rightarrow \infty} (1 + 1/n)^n$ . If you have not yet studied this number or you have not worked with limits, feel free to skip this exercise.

objects. In this section, we shall explore some of the combinatorial properties of Pascal's Triangle. Much of this section has been adapted from Section 1 of “[Thinking Combinatorially](#)”, the worksheet for the advanced group of Chapel Hill Math Circle on our session of March 19, 2022.

To begin, let us use the following convention to simplify notation:

*Notation.* Let  $n$  be a positive integer. Then we set

$$[n] := \{1, 2, \dots, n\}. \quad (3.1.1)$$

Further, if  $n = 0$ , then we define  $[n] := \emptyset$ , the *empty set*, which is the unique set containing no elements.

**Definition 3.1.1.** Let  $n$  be a nonnegative integer, and let  $k$  be any integer. We define  $C(n, k)$  to be the number of distinct  $k$ -element sets lying in  $[n]$ .

**Example 3.1.2.** Consider the case  $n := 3$ ,  $k := 2$ . By inspection, we see that the distinct 2-element subsets of  $[2] = \{1, 2, 3\}$  are precisely  $\{1, 2\}$ ,  $\{1, 3\}$ , and  $\{2, 3\}$ ; every other subset of  $[3]$  is either the wrong size, or it's already on our list. Since there are 3 such 2-element subsets of  $[3]$ , it follows that  $C(3, 2) = 3$ .

**Example 3.1.3.** Consider the case  $n := 4$ ,  $k := 2$ . By inspection, we see that the distinct 2-element subsets of  $[4] = \{1, 2, 3, 4\}$  are precisely  $\{1, 2\}$ ,  $\{1, 3\}$ ,  $\{1, 4\}$ ,  $\{2, 3\}$ ,  $\{2, 4\}$ , and  $\{3, 4\}$ . Since there are 6 such 2-element subsets, it follows that  $C(4, 2) = 6$ .

**Example 3.1.4.** Consider the case  $n := 4$ ,  $k := 5$ . Then by definition,  $C(4, 5)$  counts the number of distinct 5-element subsets of  $[4]$ , a set with precisely four elements. There are no such subsets of  $[4]$  containing five elements, though, so  $C(4, 5) = 0$ . (Indeed, for this same reason, in general we have that  $C(n, k) = 0$  whenever  $k > n$  or  $k < 0$ .)

## 3.2 Exercises

3.2.1 Compute  $C(5, 2)$ , which counts the number of 2-element subsets of  $[5]$ .

*Hint:* Note that our computations in Example 3.1.3 have already enumerated several 2-element subsets of  $[5]$ :  $\{1, 2\}$ ,  $\{1, 3\}$ ,  $\{1, 4\}$ ,  $\{2, 3\}$ ,  $\{2, 4\}$ , and  $\{3, 4\}$ . How can you find the other distinct 2-element subsets of  $[5]$  not already on our list for computing  $C(4, 2)$ ? In particular, how many such subsets are there?

3.2.2 Let  $n$  be a positive integer and  $k$  any integer. Prove that

$$C(n, k) = C(n, n - k). \quad (3.2.1)$$

That is, the number of  $k$ -element subsets of  $[\mathbf{n}]$  is the same as the number of  $(n - k)$ -element subsets of  $[\mathbf{n}]$ .

3.2.3 If  $n, k$  are integers, then

$$C(n + 1, k) = C(n, k) + C(n, k - 1). \quad (3.2.2)$$

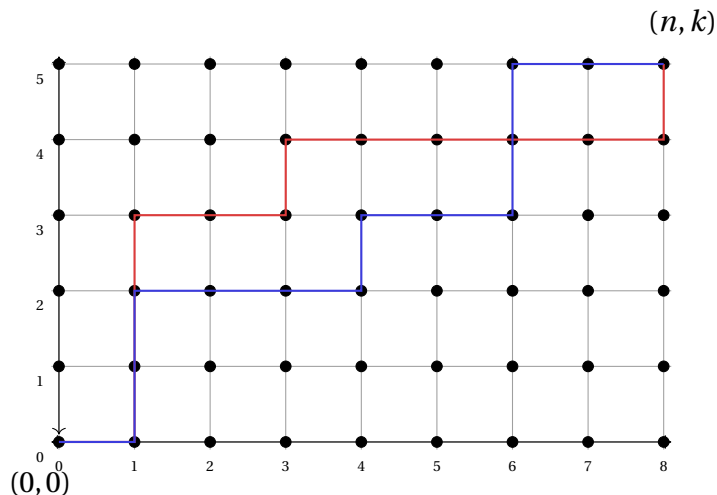
In other words,  $C(n, k)$  also satisfies its own version of Pascal's Rule (Equation (1.1.4)).

3.2.4 Let  $n$  be any nonnegative integer. Prove that  $C(n, 0) = C(n, n) = 1$ . Explain how we can therefore conclude that for all integers  $k$  with  $0 \leq k \leq n$ ,

$$C(n, k) = \binom{n}{k}. \quad (3.2.3)$$

That is, the number of  $k$ -element subsets of an  $n$ -element set is precisely the entry  $\binom{n}{k}$  in Pascal's Triangle.

3.2.5 Let  $n, k$  be nonnegative integers, with  $k \leq n$ . Consider an  $(n + 1) \times (k + 1)$  grid, with outermost points  $(0, 0)$  and  $(n + 1, k + 1)$  (shown here for the specific case  $n := 8$ ,  $k := 5$ ):



Starting from the origin, we seek to count the number of paths from the origin  $(0, 0)$  to the point  $(n, k)$ , where our only legal moves within a path are to move up one step or right one step, never going backwards, retracing, or jumping over adjacent nodes. In the grid above, the blue and red paths are examples of valid paths.

- (a) How many distinct valid paths are there from  $(0, 0)$  to  $(1, 0)$ ? From  $(0, 0)$  to  $(0, 1)$ ? From  $(0, 0)$  to  $(1, 1)$ ? To  $(2, 0)$ ,  $(2, 1)$ , and  $(2, 2)$ , respectively?

- (b) By counting, explain how there are precisely  $C(n + k, k)$  distinct valid paths from  $(0, 0)$  to  $(n, k)$  under these rules.

*Hint:* How many total “rightward” moves are in a valid path from the origin to  $(n, k)$ ? How many “upward” moves, and how many total moves?

- (c) Show that the number of paths from  $(0, 0)$  to  $(n, k)$  is equal to the number of paths from  $(0, 0)$  to  $(n - 1, k)$  *plus* the number of paths from  $(0, 0)$  to  $(n - 1, k - 1)$ . In other words, our path-counting procedure again follows something analogous to Pascal's Rule.

## 4 The Binomial Theorem

### 4.1 Discussion

In Exercise #1.2.8, we expanded  $(x + y)^2$ ,  $(x + y)^3$ , and saw that the coefficients for these expansions were given, respectively, by the terms in rows 2 and 3 of Pascal's Triangle. This suggests the following generalization, which we shall now consider in more detail:

**Theorem 4.1.1** (The Binomial Theorem). *Let  $x, y$  be indeterminates, and let  $n$  be a positive integer. Then*

$$(x + y)^n = \binom{n}{0}x^n + \binom{n}{1}x^{n-1}y + \binom{n}{2}x^{n-2}y^2 + \cdots + \binom{n}{n}y^n. \quad (4.1.1)$$

*That is, expanding  $(x + y)^n$ , then collect like terms. Then coefficient of the term  $x^k y^{n-k}$  is precisely the  $j$ th term (starting with  $k = 0$ ), counting from the left, in row  $n$  of Pascal's Triangle, or  $\binom{n}{k}$ .*

## 4.2 Exercises

4.2.1 *Provided* you are familiar with mathematical induction—see Exercise #0.2—prove the Binomial Theorem via induction.

4.2.2 Using our identity  $\binom{n}{k} = C(n, k)$  for  $0 \leq k \leq n$  in Equation (3.2.3), prove the Binomial Theorem using combinatorics.

*Hint: Hints:* In expanding  $(x + y)^n = \underbrace{(x + y) \cdots (x + y)}_{n \text{ times}} \cdots (x + y)$ , consider the coefficient of  $x^j y^{n-j}$ . How does this term arise from the products, and how can we express this combinatorially?

4.2.3 Assuming the Binomial Theorem is true (whether or not you have proven it yet), prove that the sum of all the entries in row  $n$  of Pascal's Triangle is  $2^n$ . (Compare to Exercise #1.2.3.)

4.2.4 Again, assuming the Binomial Theorem is true, prove that the alternating sum of all the entries in row  $n$  of Pascal's Triangle is either 1 when  $n = 0$ , and the sum is 0 otherwise.

That is, prove that when  $n \geq 1$ ,

$$\binom{n}{0} - \binom{n}{1} + \binom{n}{2} - \binom{n}{3} + \cdots + (-1)^n \binom{n}{n} = 0. \quad (4.2.1)$$

Conclude that for all  $n \geq 1$ , there are precisely as many subsets of odd size as there are subsets of even size.

4.2.5 In Exercise #1.2.4, we noted in early rows of Pascal's Triangle, concatenating the digits forms powers of 11:  $11^1 = 11$ ,  $11^2 = 121$ ,  $11^3 = 1331$ , and  $11^4 = 14641$ . Using the Binomial Theorem, explain how we can deduce this without having to manually compute these powers of 11. Why does our pattern break down when  $n \geq 5$ ?

## 5 Number Theory and Fractal Patterns in Pascal's Triangle

### 5.1 Discussion

One important technique in number theory is that *modular arithmetic*: when reducing the integers modulo a positive integer  $m > 1$ , we are interested in the *remainders* when dividing by  $m$ .

For an example, take Pascal's Triangle, and reduce it modulo 2. That is, replace any odd term in Pascal's Triangle with 1, and replace any even term with 0:

				1					
			1		1				
		1		0		1			
	1		1		1		1		
	1	0		0		0		1	
1		1	0		0		1	1	
1	0		1	0		1	0		1
1	1	1	1	1	1	1	1	1	1

Note, in particular, that we can easily compute Pascal's Triangle modulo 2 *without* computing the original entries in Pascal's Triangle itself. This is because on the interior of Pascal's Triangle, so long as we know which of  $\binom{n}{k-1}$  and  $\binom{n}{k}$  is odd and which is even, we know that even + even = even, odd + odd = even, and even + odd = odd + even = odd. We express this using modular arithmetic by saying  $0 + 0 \equiv 0 \pmod{2}$ ,  $1 + 1 \equiv 0 \pmod{2}$ , and  $0 + 1 \equiv 1 + 0 \equiv 1 \pmod{2}$ .

### 5.2 Exercises

5.2.1 Expand the above to compute Pascal's Triangle mod 2 through row 15. Which rows have all 1s? Which have all 0s other than at the endpoints?

5.2.2 **Open Question:** What patterns do you notice? Can you form any conjectures, and if so, can you prove them?

5.2.3 **Open Question:** Repeat the above procedure, reducing Pascal's Triangle modulo  $m$  for various positive integers  $m > 2$ . Do you notice any patterns? Can you form any conjectures, and if so, can you prove them?

5.2.4 In Pascal's Triangle, row 2 is 1 2 1, row 3 is 1 3 3 1, row 5 is 1 5 10 10 5 1, and row 7 is 1 7 21 35 35 21 1. Each of these row indices is prime, and in each row, other than the 1s on the endpoints, every term is divisible by the row number

Prove this is true in general: if  $p$  is a positive prime, then the terms

$$\binom{p}{1}, \binom{p}{2}, \dots, \binom{p}{p-1}$$

are all divisible by  $p$ .

*Remark.* Note that a similar result does *not* hold when the row number is not prime. For example, in row 4,  $\binom{4}{2} = 6$ , and 6 is not a multiple of 4.

5.2.5 **Challenging:** Let  $p$  be a prime, and consider the  $p$ th right-to-left diagonal

$$\binom{p-1}{p-1}, \binom{p}{p-1}, \binom{p+1}{p-1}, \binom{p+2}{p-1}, \dots$$

(Or, if you prefer, consider its left-to-right reflection

$$\binom{p-1}{0}, \binom{p}{1}, \binom{p+1}{2}, \binom{p+2}{3}, \dots,$$

instead). Prove that

$$\binom{n}{p-1} \text{ is a multiple of } p \quad \text{if and only if} \quad n \not\equiv -1 \pmod{p}. \quad (5.2.1)$$

**Example 5.2.1.** I'm sure a few examples would help explain what's going on:

- The diagonal for the prime  $p = 3$  is  $\binom{2}{2} = 1$ ,  $\binom{3}{2} = 3$ ,  $\binom{4}{2} = 6$ ,  $\binom{5}{2} = 10$ ,  $\binom{6}{2} = 15$ , and so on. Of these every third entry is not divisible by 3—namely 1, 10, etc.—but all other terms are divisible by 3.
- The diagonal for the prime  $p = 5$  is  $\binom{4}{4} = 1$ ,  $\binom{5}{4} = 5$ ,  $\binom{6}{4} = 15$ ,  $\binom{7}{4} = 35$ ,  $\binom{8}{4} = 70$ ,  $\binom{9}{4} = 126$ ,  $\binom{10}{4} = 210$ , and so on. Of these, all but 1 and 126 are divisible by 5.
- The diagonal for the prime  $p = 7$  passes through  $\binom{6}{6} = 1$ ,  $\binom{7}{6} = 7$ ,  $\binom{8}{6} = 28$ ,  $\binom{9}{6} = 84$ ,  $\binom{10}{6} = 210$ ,  $\binom{11}{6} = 462$ ,  $\binom{12}{6} = 924$ ,  $\binom{13}{6} = 1716$ ,  $\binom{14}{6} = 2002$ , and so on. Of these, 1 and 1716 are not divisible by 7, and all these other terms are.

The claim is that for *every* prime  $p$ , every  $p$ th term on the diagonal, starting with the rightmost  $1 = \binom{p-1}{p-1}$  is *not* divisible by  $p$ , and every other term is.

## 6 Variants and Generalizations of Pascal's Triangle

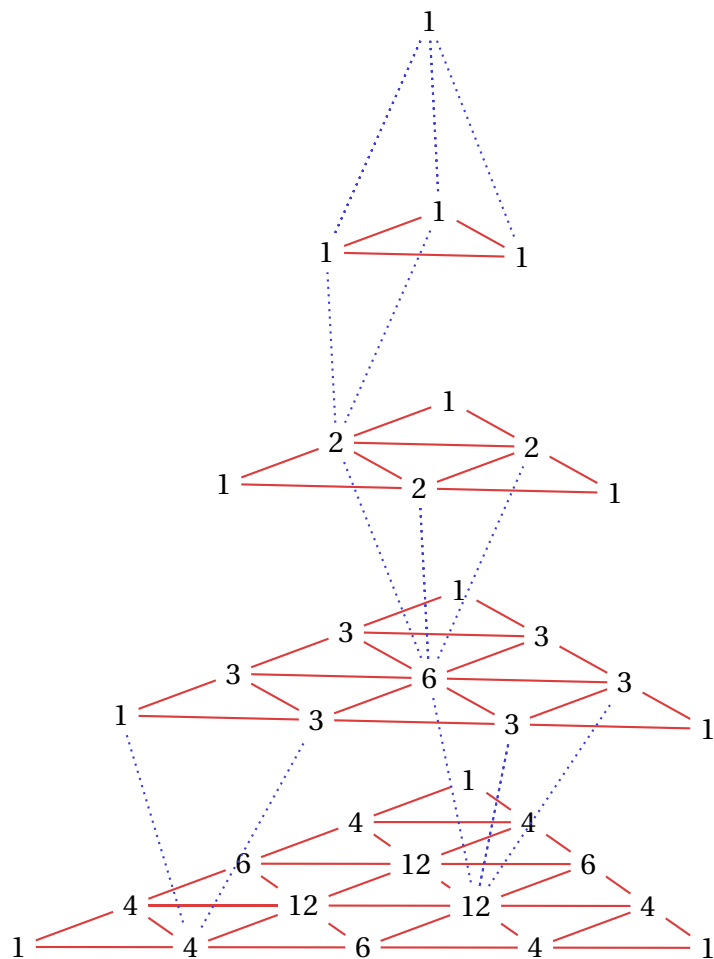


Figure 6.1.1: Pascal's Pyramid for levels 0 through 4.

Triangle on the outer faces of the tetrahedron? Do we have any generalization of the Binomial Theorem to Pascal's Tetrahedron? What are the sums of the elements on each level? What is a closed-form formula for terms of the pyramid?

## References

- [1] Dr Barker. What lies above Pascal's Triangle? <https://www.youtube.com/watch?v=q2daqMR3l24>, April 7, 2020.
- [2] Dr. Trefor Bazett. Beyond the Binomial Theorem: The Binomial Series. <https://www.youtube.com/watch?v=6kykYQK19No>, May 3, 2022.
- [3] Alexander Bogomolny.  $e$  in the Pascal Triangle. <https://www.cut-the-knot.org/arithmetric/algebra/HarlanBrothers.shtml>, May 9, 2013. online: retrieved September 11, 2025.
- [4] Dr Sean. The hidden power in Pascal's Triangle. <https://www.youtube.com/watch?v=BiLmxJ6d5dw>, April 5, 2024.
- [5] JensenMath. Top 10 patterns in PASCAL'S TRIANGLE. <https://www.youtube.com/watch?v=MwFxfHwr2g>, April 13, 2024.
- [6] kityates. Galton Board and Pascal's Triangle - Kit Yates. [https://www.youtube.com/watch?v=-DvGk\\_E1IoY](https://www.youtube.com/watch?v=-DvGk_E1IoY), July 12, 2018.
- [7] mathocube. 12 hidden secrets of Pascal's Triangle | mathocube |. <https://www.youtube.com/watch?v=VKr1CvCb0IO>, August 2, 2020.
- [8] Mathologer. Secret of row 10: a new visual key to ancient Pascalian puzzles. [https://www.youtube.com/watch?v=9JN5f7\\_3YmQ](https://www.youtube.com/watch?v=9JN5f7_3YmQ), November 30, 2019.
- [9] Marc Evanstein / music.py. The secret music of Pascal's Triangle. <https://www.youtube.com/watch?v=PmnS130gmMw>, October 17, 2023.
- [10] Dr Mihai Nica. The fractal patterns of Pascal's Triangle modulo a prime. <https://www.youtube.com/watch?v=HvIh1NgahOA>, December 7, 2023.
- [11] Numberphile. Pascal's Triangle - Numberphile. <https://www.youtube.com/watch?v=0iMtlus-afo>, March 10, 2017.
- [12] Prooffessor. Pascal's Triangle: How and why it relates to combinations. [https://www.youtube.com/watch?v=H9A\\_HOBQnlY](https://www.youtube.com/watch?v=H9A_HOBQnlY), February 16, 2023.
- [13] Zvezdelina Stankova and Tom Rike, editors. *A Decade of the Berkeley Math Circle: The American Experience*, volume I. Mathematical Sciences Research Institute and The American Mathematical Society, Providence, Rhode Island, USA, 2008.
- [14] TED-Ed. The mathematical secrets of Pascal's triangle - Wajdi Mohamed Ratemi. <https://www.youtube.com/watch?v=XMriWTvPXHI>, September 15, 2015.

- [15] Tipping Point Math. What you don't know about Pascal's Triangle. <https://www.youtube.com/watch?v=J0I1NuxUcpQ>, February 21, 2018.
- [16] Viks. Pascal's Triangle but the world isn't flat #SoME3. <https://www.youtube.com/watch?v=ETA-4P9hA88>, August 17, 2023.
- [17] What About WHY? Simple addition connects crazy math concepts | Pascal's Triangle. <https://www.youtube.com/watch?v=sunRpPcGwCo>, November 2, 2021.
- [18] Eddie Woo. The weirdness of Pascal's Triangle. <https://www.youtube.com/watch?v=7f1F9UsWcy0>, July 15, 2014.
- [19] Eddie Woo. Primes in Pascal's Triangle = mindblown. <https://www.youtube.com/watch?v=0mI03e1F4Gs>, July 16, 2014.
- [20] Eddie Woo. Demonstrating the Binomial Theorem from Pascal's Triangle. <https://www.youtube.com/watch?v=NTTEbsRRzOA>, July 19, 2014.
- [21] Eddie Woo. An ingenious & unexpected proof of the Binomial Theorem (1 of 2: Prologue). <https://www.youtube.com/watch?v=qsIrP3ik9Ig>, July 20, 2014.
- [22] Eddie Woo. An ingenious & unexpected proof of the Binomial Theorem (2 of 2: Proof). <https://www.youtube.com/watch?v=pam5Edt5nHw>, July 20, 2014.
- [23] Eddie Woo. Why are the prime rows in Pascal's Triangle so special? <https://www.youtube.com/watch?v=DJ1AlibmUIE>, September 28, 2014.
- [24] Paul Zeitz. Combinatorics. Part I. In Stankova and Rike [13], chapter 2, pages 25–45.